



landscape • entertainment • architectural • hospitality • illumination

PL-23 SERIES PATH LIGHT





PATH LIGHTS PL-23 SERIES



TYPE

SPECIFICATIONS

CONSTRUCTION: Extruded 2.25" square aluminum or brass.

LAMP SUPPLIED: 18w S8 #1141; 1200 hours average rating (25w max.)

LAMP OPTIONS: 12v 3w 50,000 hours average rating OMNI-3 LED (-LED3)

SOCKET: Single contact bayonet, brass nickel plated lamp socket screw shell (Ba15s); double contact bayonet base (Ba15d) for 120v, both with 200° C silicone lead wires. No socket for LED Panel models

LED PANEL OPTION: 12v, 4w, 300 lumen integrated LED flat panel, warm white 3000K (-LEDP); optional cool white 5200K 320 lumen available (modify part number to -LEDP52)

LED LIFETIME RATING: 50,000 Hours

LED INTERNAL DRIVER*: 4w 350mA output, 12v AC input. Voltage range of 9 to 18 volts with optimum operating range of 10 to 15 volts for consistent performance and brightness. For use with magnetic transformers only.

WIRING: Black 3 foot 18/2 zip cord from base of fixture (12v only)
For 25 foot 16/2 fixture lead wire add -25F to catalog number.
120v standard wiring

CONNECTION: FA-05 Quick Connector (not supplied) from fixture to main cable (12/2, 10/2 or 8/2 only) 12v only

MOUNTING: DM models supplied with FA-03-LG black 9" ABS stake, tapped 1/2" NPS

FINISH: Aluminum - Black texture polyester powder coat. Optional finishes available
Brass - Unfinished brass. Optional finishes available

***NOTE:** Optional 120v to 277v LED drivers available

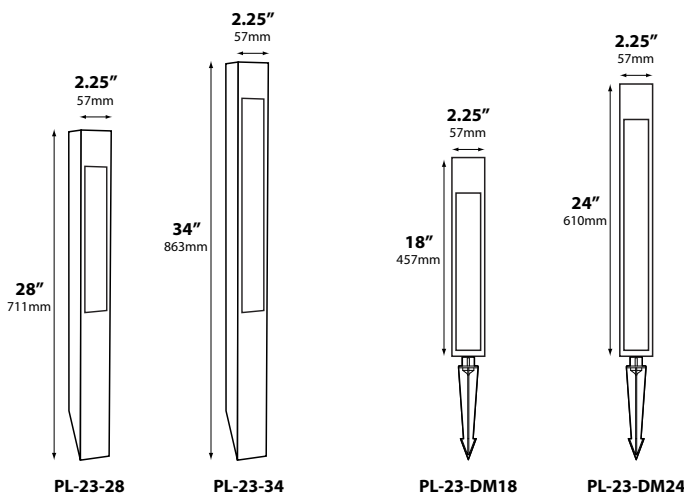


ORDERING INFORMATION

CATALOG NO.	DESCRIPTION	LAMP	SHIP WEIGHT
PL-23DM-18BLT	18" Square Aluminum Bollard	18w S8 #1141	3.0 lbs.
PL-23DM-18BRS	18" Square Brass Bollard	18w S8 #1141	6.0 lbs.
PL-23DM-24BLT	24" Square Aluminum Bollard	18w S8 #1141	3.0 lbs.
PL-23DM-24BRS	24" Square Brass Bollard	18w S8 #1141	6.0 lbs.
PL-23DM-18LEDPBLT	18" Square Aluminum Bollard	4w LED Panel	3.0 lbs.
PL-23DM-18LEDPBRS	18" Square Brass Bollard	4w LED Panel	6.0 lbs.
PL-23DM-24LEDPBLT	24" Square Aluminum Bollard	4w LED Panel	3.0 lbs.
PL-23DM-24LEDPBRS	24" Square Brass Bollard	4w LED Panel	6.0 lbs.

Angle Cut - No stake required. 10" of total length designed to go in ground for 18" & 24" above ground height

PL-23-28BLT	28" Square Aluminum Bollard	18w S8 #1141	3.0 lbs.
PL-23-28BRS	28" Square Brass Bollard	18w S8 #1141	6.0 lbs.
PL-23-34BLT	34" Square Aluminum Bollard	18w S8 #1141	3.0 lbs.
PL-23-34BRS	34" Square Brass Bollard	18w S8 #1141	6.0 lbs.
PL-23-28LEDPBLT	28" Square Aluminum Bollard	4w LED Panel	3.0 lbs.
PL-23-28LEDPBRS	28" Square Brass Bollard	4w LED Panel	6.0 lbs.
PL-23-34LEDPBLT	34" Square Aluminum Bollard	4w LED Panel	3.0 lbs.
PL-23-34LEDPBRS	34" Square Brass Bollard	4w LED Panel	6.0 lbs.



Taller fixtures available as custom item. Consult factory for details.
Maximum Height of angle cut model is 34"
Maximum height of -DC version is 32"



JOB INFORMATION	
Type:	Date:
Job Name:	
Cat. No.:	
Lamp(s):	
Specifier:	
Contractor:	
Notes:	
FOCUS INDUSTRIES INC. 25301 COMMERCENTRE DRIVE LAKE FOREST, CA 92630	
www.focusindustries.com sales@focusindustries.com (949) 830-1350 • FAX (949) 830-3390	

Black Texture (Standard)	Antique Verde	Bronze Texture	Camel	White Texture	Hunter Texture	Rust	Weathered Iron	Weathered Brown	Stucco	Rubbed Verde	Chrome Powder	Acid Rust	Acid Verde	Black Acid Treatment
-BLT	-ATV	-BRT	-CAM	-WTX	-HTX	-RST	-WIR	-WBR	-STU	-RBV	-CPR	-BAR/CAR	-BAV/CAV	-BAT

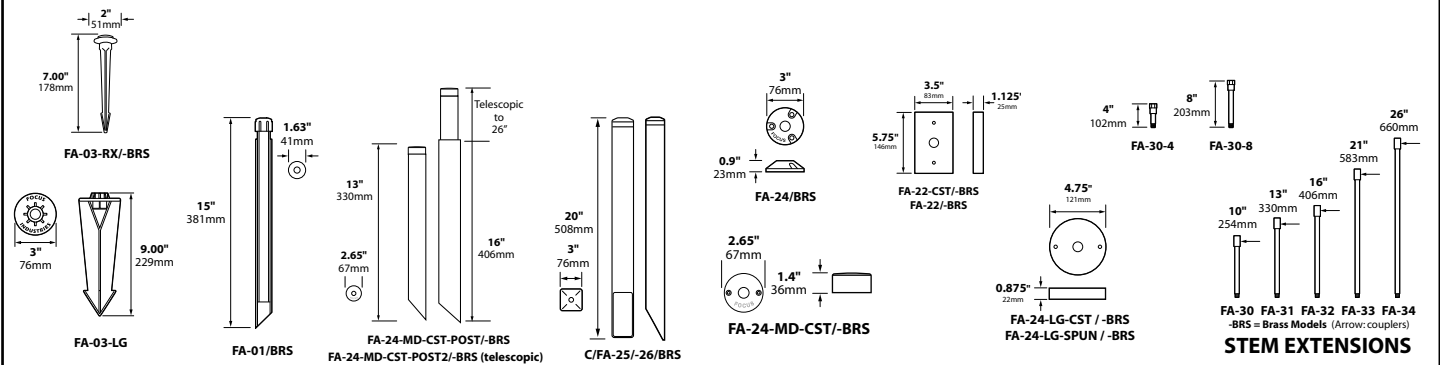


PATH LIGHTS PL-23 SERIES

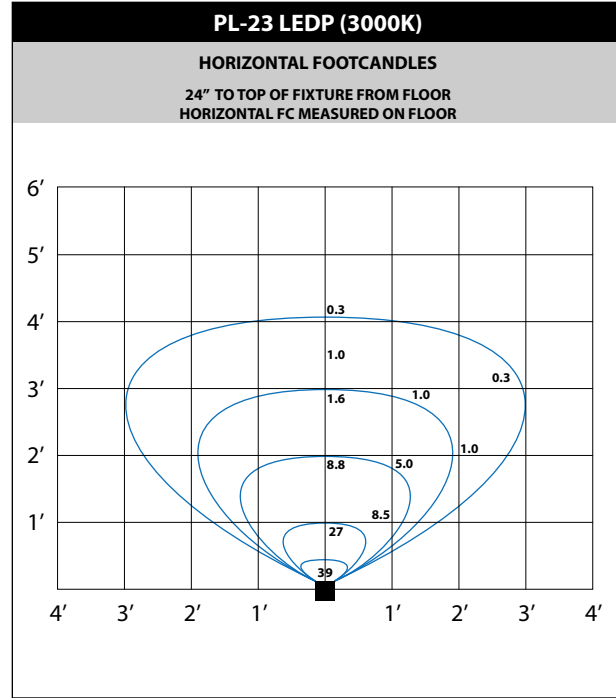
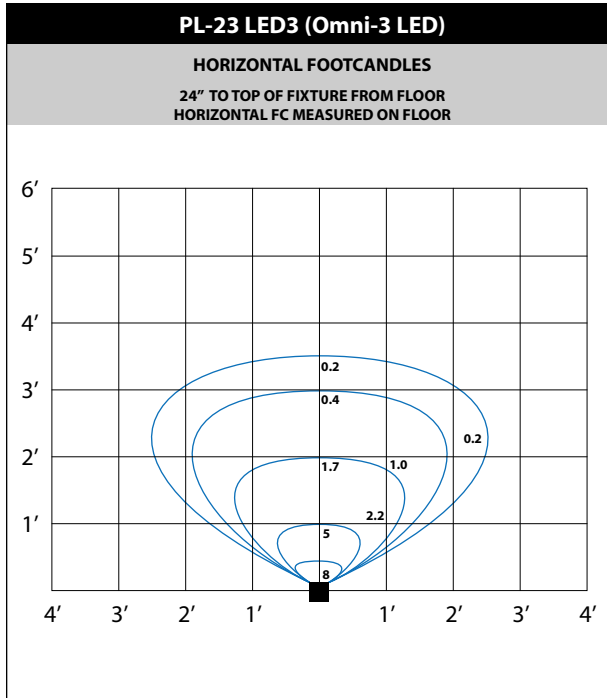


TYPE

MOUNTING ACCESSORIES



LIGHT DISTRIBUTIONS AND PHOTOMETRICS



Black Texture (Standard)	Antique Verde	Bronze Texture	Camel	White Texture	Hunter Texture	Rust	Weathered Iron	Weathered Brown	Stucco	Rubbed Verde	Chrome Powder	Acid Rust	Acid Verde	Black Acid Treatment
-BLT	-ATV	-BRT	-CAM	-WTX	-HTX	-RST	-WIR	-WBR	-STU	-RBV	-CPR	-BAR/CAR	-BAV/CAV	-BAT